

# Summary Report and Recommendations

## Phase III

---

### **A STUDY OF THE COLLIN COUNTY TEXAS BEHAVIORAL HEALTH SERVICES SYSTEM A NorthSTAR County**

# 2009 and 2010 Population ≤ 200% FPL

2009

Percentage under 200% FPL Within County	
HUNT	34.0%
ELLIS	25.6%
COLLIN	13.2%
DALLAS	33.7%
KAUFMAN	27.2%
NAVARRO	43.1%
ROCKWALL	16.0%

2010

Within county		Compared to All NorthSTAR Population	
County	Total Population		
Collin	17.4%	Collin	10.8%
Dallas	43.6%	Dallas	78.1%
Ellis	31.6%	Ellis	3.7%
Hunt	38.2%	Hunt	2.5%
Kaufman	23.4%	Kaufman	1.9%
Navarro	42.3%	Navarro	1.6%
Rockwall	21.5%	Rockwall	1.4%
NorthSTAR Counties Summary	36.0%	NorthSTAR Counties Summary	100.0%

**Data Sources:**

1 - U.S. Census Bureau. 2009 American Community Survey for Texas.

2 - Population Projections for Texas counties developed by the Texas State Data Center at the University of Texas at San Antonio. Projections based on 2000-2007 Migration Scenario.

# NorthSTAR Expenditures by County State FY 2009

**Table 4.** Expenditures State Fiscal Year 2009 NorthSTAR Enrollees By County (Contract and Invoiced Services, Medications, and State Hospital Beds)

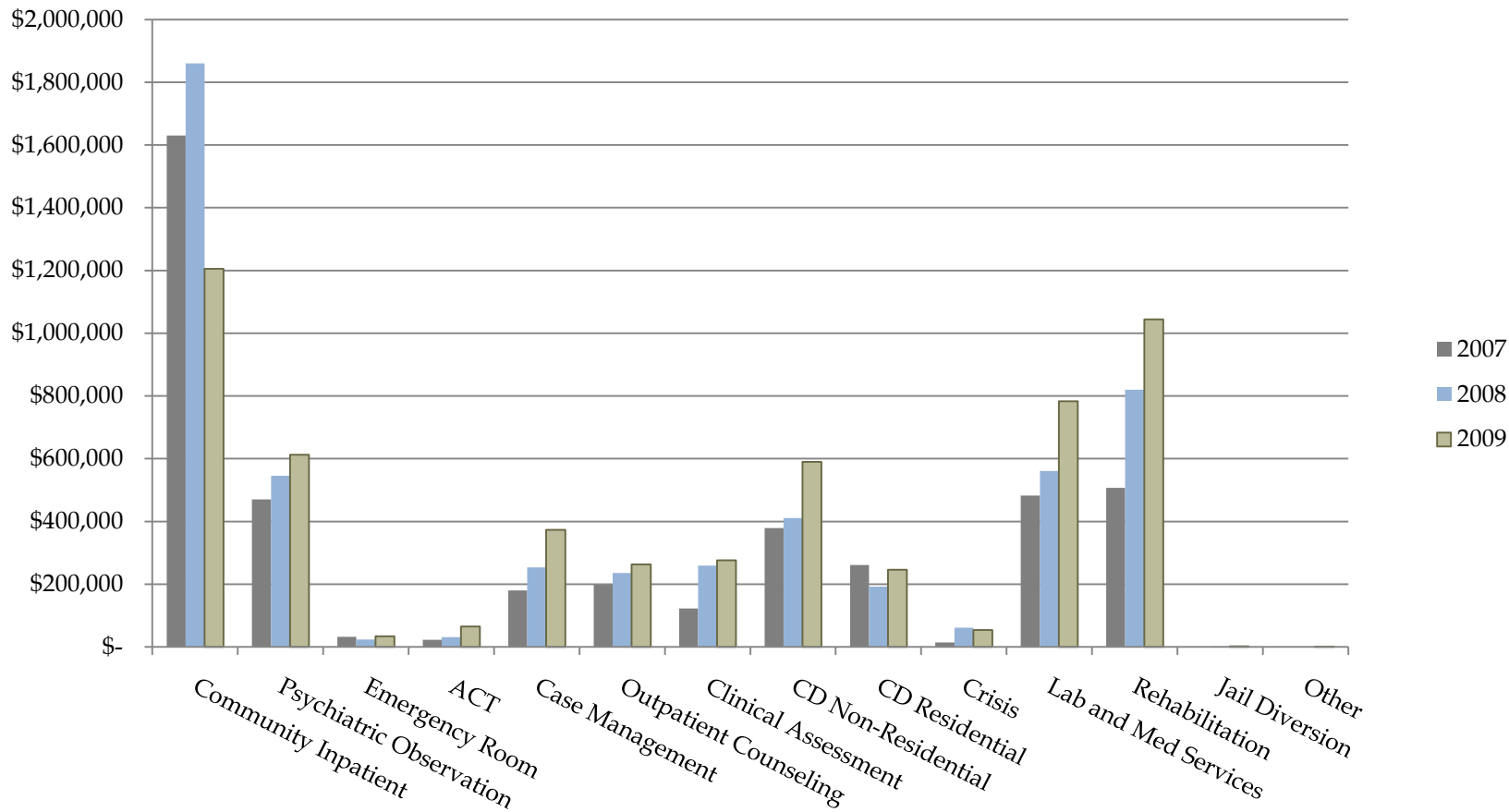
County	Total Expenditure	Percent of Total Expenditures	County General Population	Number Receiving at Least One Service	County Population Per Capita Expenditure	Per Enrollee Expenditure	2007 Proportion of Residents Under <200% Federal Poverty Level Represented Enrollees
COLLIN	\$ 8,909,573.50	6.65%	762,489	4,770	\$ 11.68	\$ 1,867.84	9.52%
DALLAS	\$ 107,395,201.20	80.13%	2,388,376	48,643	\$ 44.97	\$ 2,207.82	78.05%
ELLIS	\$ 4,407,347.44	3.29%	148,270	2,487	\$ 29.73	\$ 1,772.15	3.65%
HUNT	\$ 5,027,065.36	3.75%	87,312	2,376	\$ 57.58	\$ 2,115.77	2.93%
KAUFMAN	\$ 4,648,232.88	3.47%	99,321	1,873	\$ 46.80	\$ 2,481.70	2.60%
NAVARRO	\$ 2,411,563.56	1.80%	50,171	1,308	\$ 48.07	\$ 1,843.70	2.13%
ROCKWALL	\$ 1,229,664.64	0.92%	74,608	618	\$ 16.48	\$ 1,989.75	1.12%
<b>Totals/Averages</b>	<b>\$ 134,028,648.58</b>	<b>100.00%</b>	<b>3,610,547</b>	<b>62,075</b>	<b>\$ 37.12</b>	<b>\$ 2,159.14</b>	<b>100.00%</b>

# NorthSTAR Expenditures by County State FY 2010

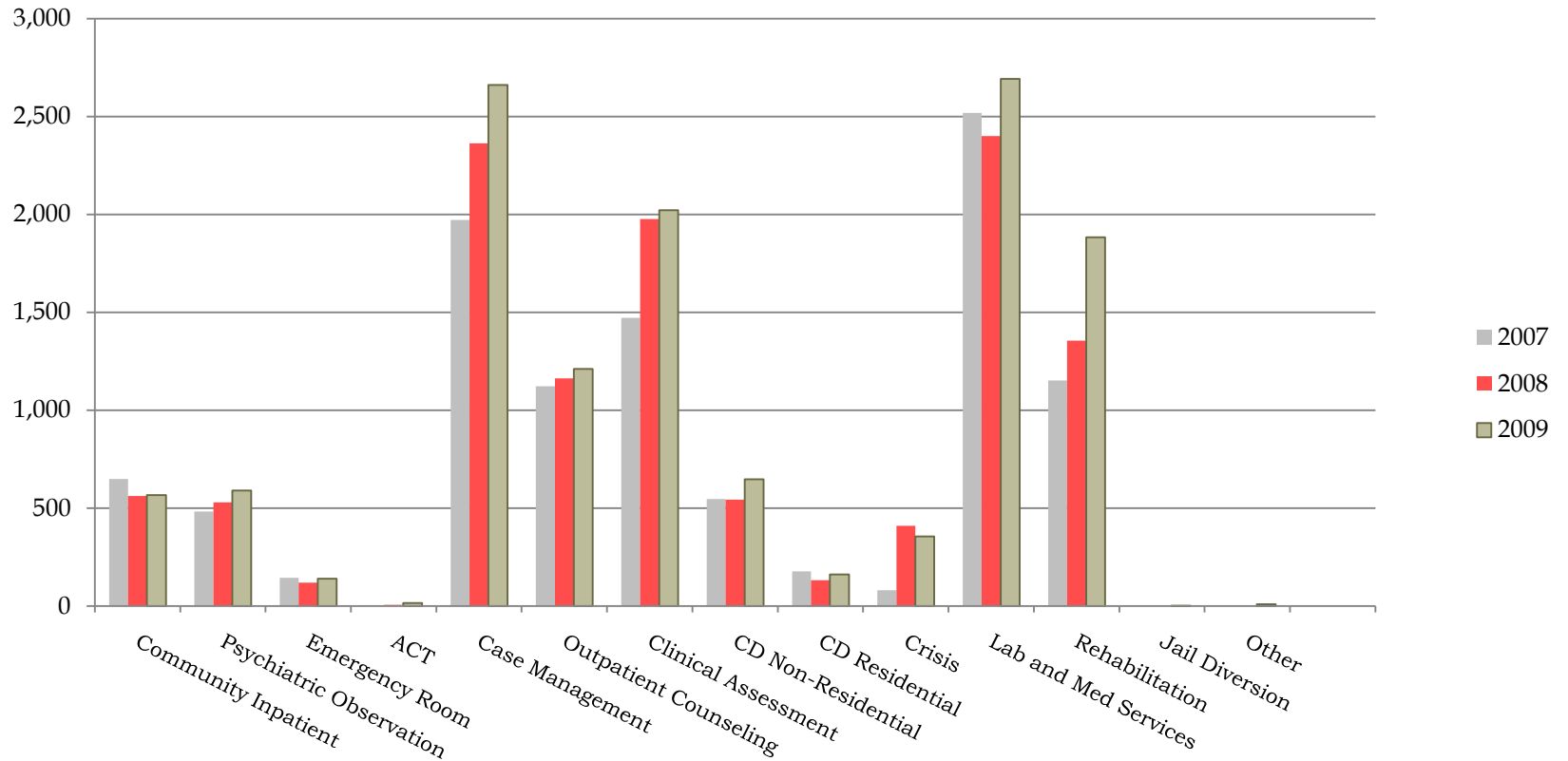
County Name	VO Encounters	VO Medications	State Hospital utilization	VO fixed invoiced service costs	Case rate reconciliation	Services and Meds TOTAL	Distribution
HUNT	\$2,900,399.00	\$349,505.00	\$1,500,413.00	\$330,047.93	\$129,173.23	\$5,209,538.16	3.7%
ELLIS	\$2,351,122.00	\$325,775.00	\$936,536.00	\$267,543.52	\$103,738.02	\$3,984,714.54	2.8%
<b>COLLIN</b>	<b>\$5,927,016.00</b>	<b>\$970,593.00</b>	<b>\$2,040,900.00</b>	<b>\$674,458.71</b>	<b>\$255,077.63</b>	<b>\$9,868,045.34</b>	<b>7.0%</b>
DALLAS	\$63,961,754.00	\$7,854,913.00	\$32,630,543.00	\$7,278,462.24	\$2,795,347.55	\$114,521,019.79	80.9%
KAUFMAN	\$2,296,007.00	\$471,054.00	\$1,219,347.00	\$261,271.76	\$101,454.95	\$4,349,134.72	3.1%
NAVARRO	\$1,222,681.00	\$136,881.00	\$741,132.00	\$139,133.73	\$54,177.04	\$2,294,004.77	1.6%
ROCKWALL	\$791,319.00	\$107,959.00	\$270,762.00	\$90,047.33	\$35,374.16	\$ 1,295,461.50	0.9%
	<b>\$79,450,298.00</b>	<b>\$10,216,680.00</b>	<b>\$39,339,633.00</b>	<b>\$9,040,965.23</b>	<b>\$3,474,342.58</b>	<b>\$141,521,918.81</b>	<b>100.00%</b>

From: "Summary Information on County Trends, FY 06 - FY 10" Available at <http://www.dshs.state.tx.us/mhsa/northstar/databook.shtm>

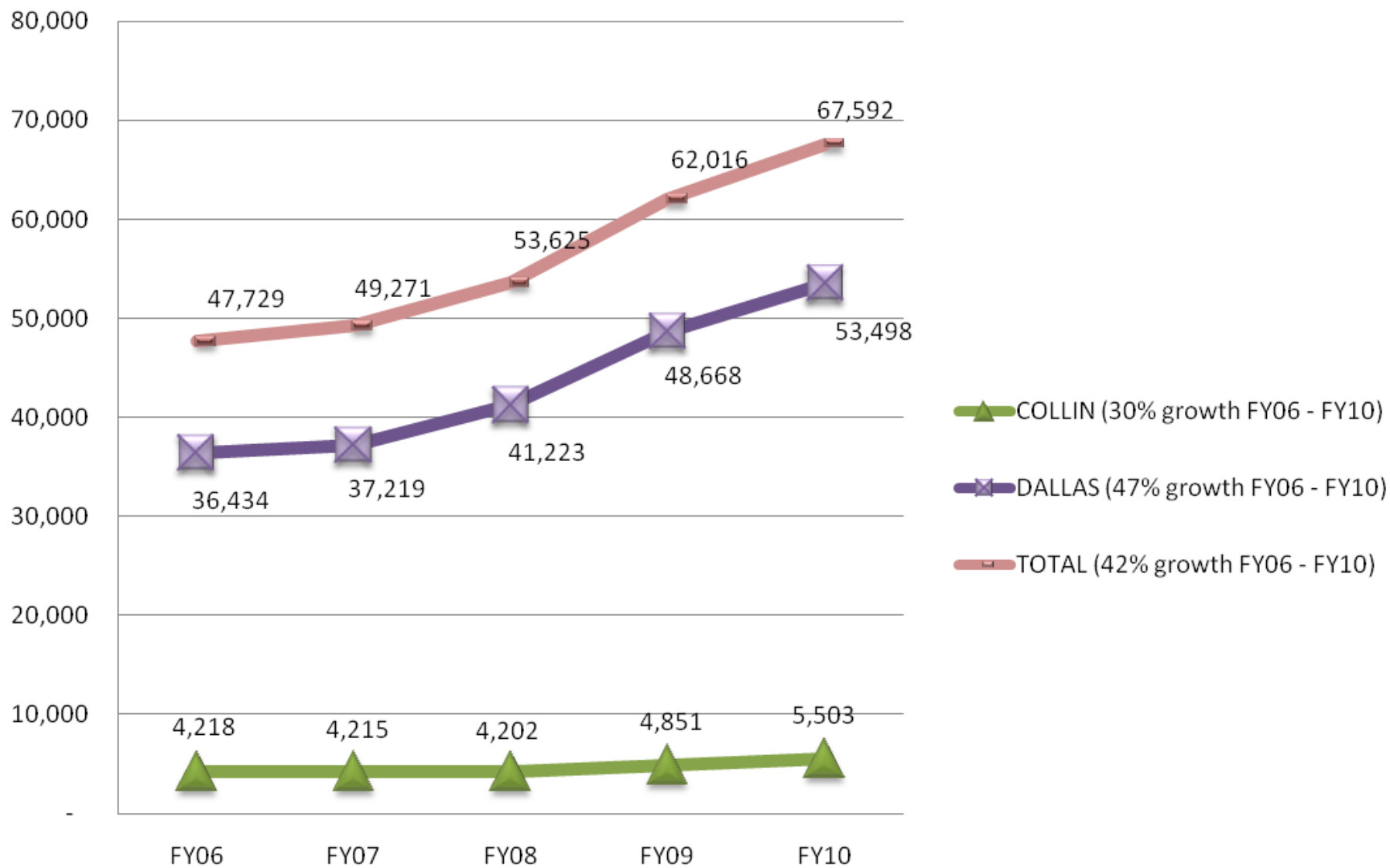
**Figure 2. Expenditures by Service Category: Collin County Residents Each Study Year**



**Figure 4. Individual Collin County Residents Served by Service Category Each Study Year**



# Growth for Total NorthSTAR Clients Served for all services by state fiscal year



# Proportion of expenditures for non-Medicaid clients

**Table 4. Medicaid and Indigent Care Expenditures By  
Community Based Service Category: All Study Years**

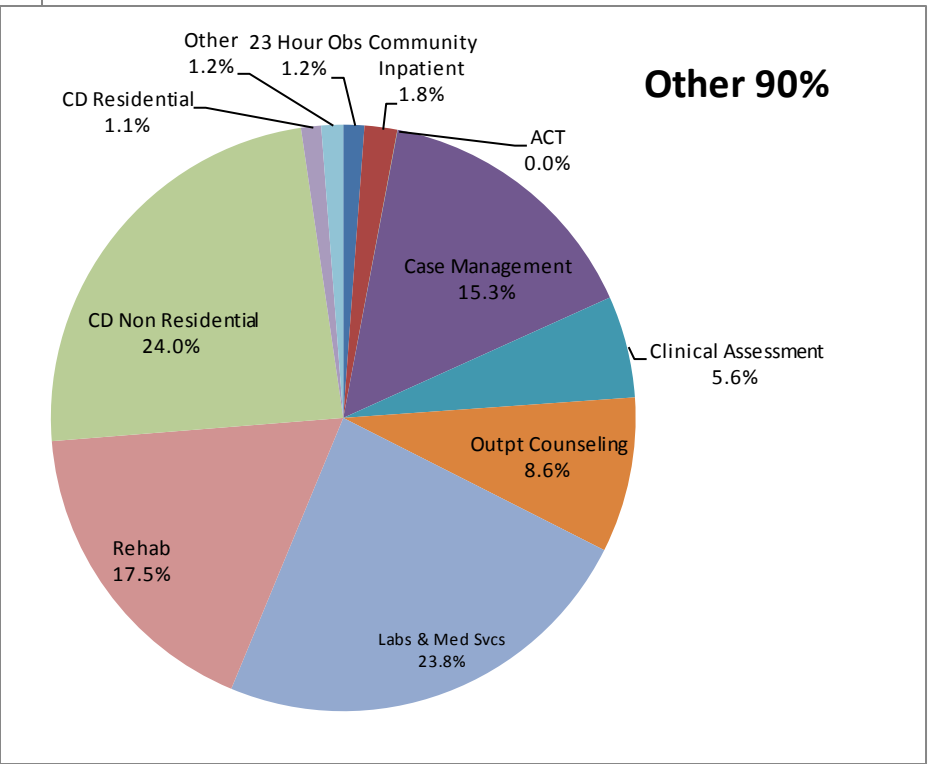
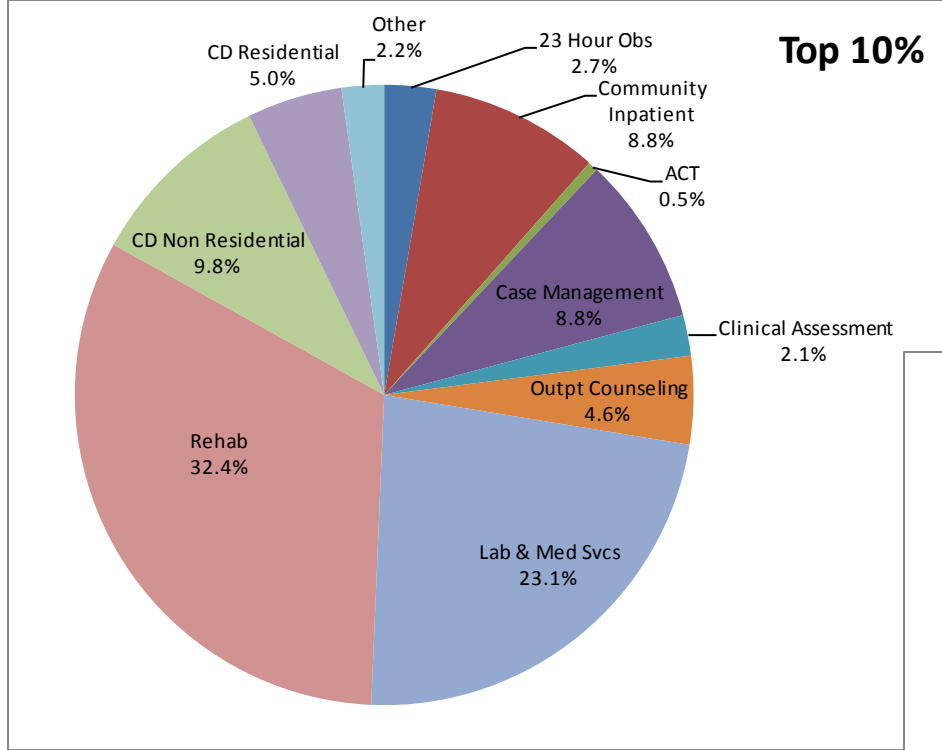
<u>Service Category</u>	<u>Medicaid</u>	<u>Indigent (non-Medicaid)</u>
<b>Community Inpatient</b>	30%	<b>70%</b>
<b>Psychiatric Observatic</b>	20%	<b>80%</b>
<b>Emergency Room</b>	21%	<b>79%</b>
ACT	81%	19%
<b>Case Management</b>	34%	<b>66%</b>
<b>Outpatient Counseling</b>	37%	<b>63%</b>
<b>Clinical Assessment</b>	29%	<b>71%</b>
<b>CD Non Residential</b>	9%	<b>91%</b>
<b>CD Residential</b>	27%	<b>73%</b>
<b>Crisis</b>	25%	<b>75%</b>
Lab and Med Services	35%	65%
Rehabilitation	57%	43%
<b>Jail Diversion</b>	21%	<b>79%</b>
Other	47%	53%


# Encounters and Claimants State FY2009 and 2010 Selected NorthSTAR Provider Agencies

---

Specialty Provider	Count of Encounters		Change	Unduplicated Count of Claimants		Change
	FY09	FY10		FY09	FY10	
Dallas Metrocare	242,671	252,964	4%	26,562	30,618	15%
Adapt	74,248	80,570	9%	5,965	6,145	3%
Lifenet	48,769	31,148	-36%	2,893	2,968	3%
Lifepath	24,333	30,506	25%	2,900	3,307	14%
Child and Family Guidance	37,476	37,857	1%	2,651	3,708	40%

Source: DHHS website





# *SERVICES & SYSTEMS*

## *PROVIDER AND ADVOCATE INPUT*



# Original Concerns

<u>CATEGORY</u>	<u>NUMBERS OF CONCERNS</u>
Mental Health Services Management	35
Schools and Child/Adolescent Mental Health	17
Outpatient MH	33
Jail Detainees and Probationers	6
Homeless	2
Family services	3
Substance Abuse	1
Inpatient MH	1
Aging services	4
Housing and Rehab	1
Transportation	1
Mental Health Community and Provider Education	7
Indigent not-qualified	3
Consumer Advocacy	4
Faith-based partnerships	1
Victims services	1
First Responders	8
Veterans	1
	<b>129</b>

# Ranking concerns from kick off meeting

---

How important an issue is this for redesigning Collin County Behavioral Health Services?

Low

Moderate

High

1

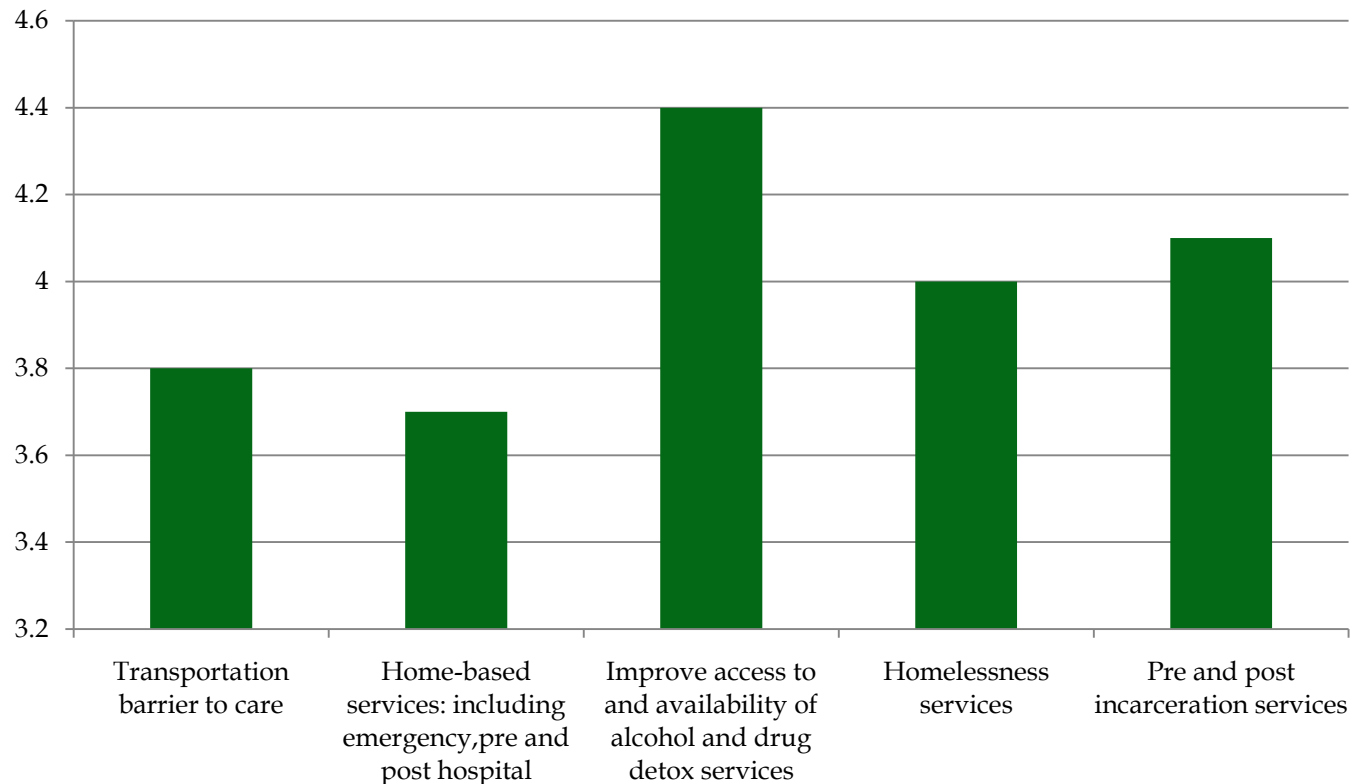
2

3

4

5

# Relative Importance of “top five” from Kick-off Meeting List

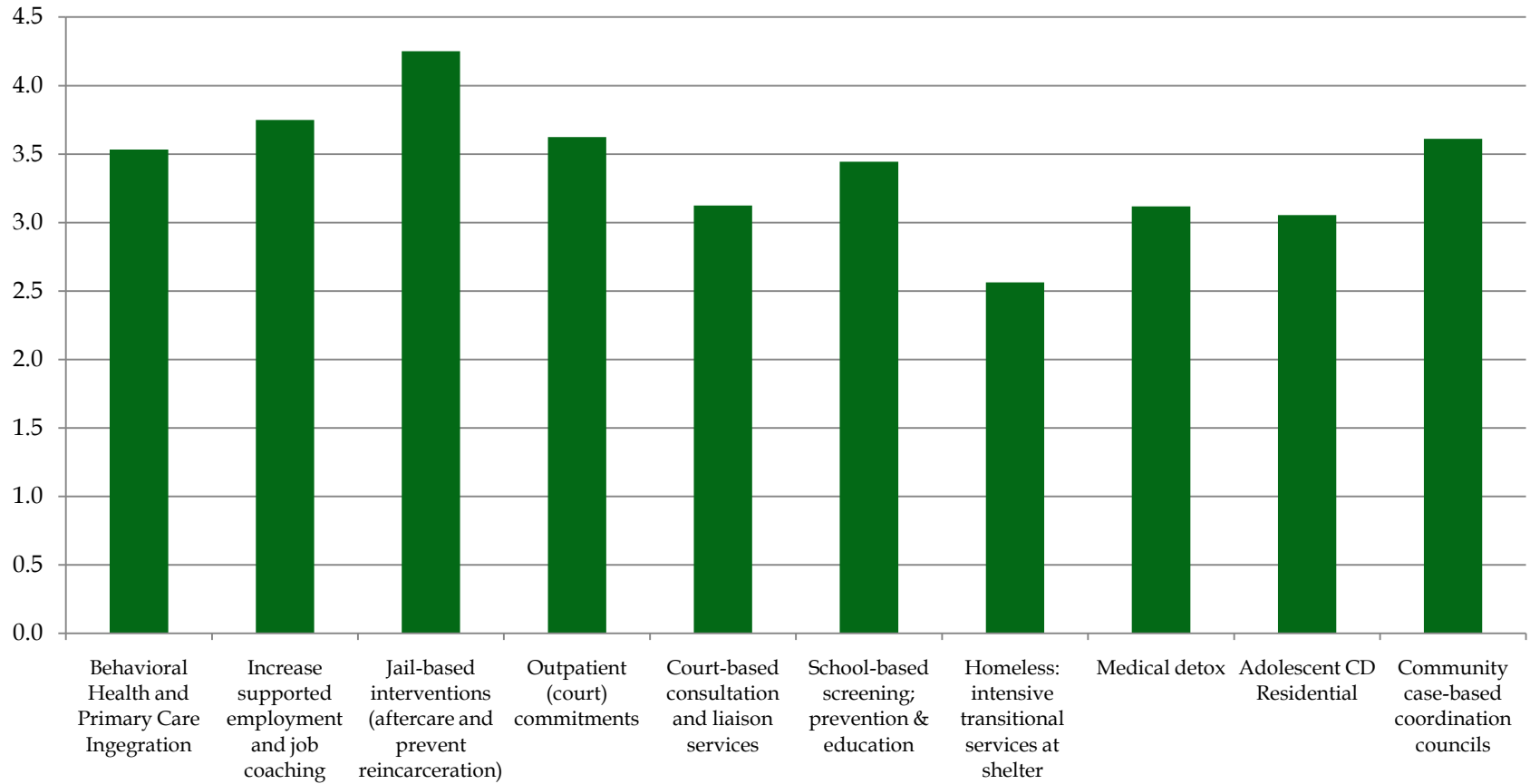


# Services recommended

---

1. Integrate behavioral health services with primary care
2. Increase supported employment and job coaching
3. Develop and sustain jail-based interventions that facilitate aftercare and prevent reincarceration
4. Appropriately utilize outpatient (court) commitments
5. Establish court-based consultation and liaison services
6. Develop and evaluate effectiveness of school-based screening; short term prevention/education and early interventions
7. Augment shelter services with intensive transitional services
8. Increase availability of medical detoxification services
9. Expand residential chemical dependency services for adolescents
10. Establish and support community case-based coordination council/roundtables

# Relative Importance Public Hearing





# A Vision Statement and Six Recommendations

---

- Incorporate within the existing Health Care Services department, a dedicated position for a Collin County Behavioral Health Services Director.
- Establish an ad hoc committee reporting to county government and key stakeholders to produce a business plan to guide the public behavioral health services system in Collin County.
- Investigate the feasibility of a novel behavioral health services model for Collin County.
- Establish and support a full range of local behavioral health services consistent with the “recovery model.”
- Create and sustain a fact-based quarterly behavioral health services report to enable decision/policy makers to monitor key performance indicators in Collin County.
- Create mechanisms to engage local health care leaders and policy makers in cross-functional communications and planning.



# Recommended Vision Statement

*In 2015, the behavioral health services system in Collin County will provide:*

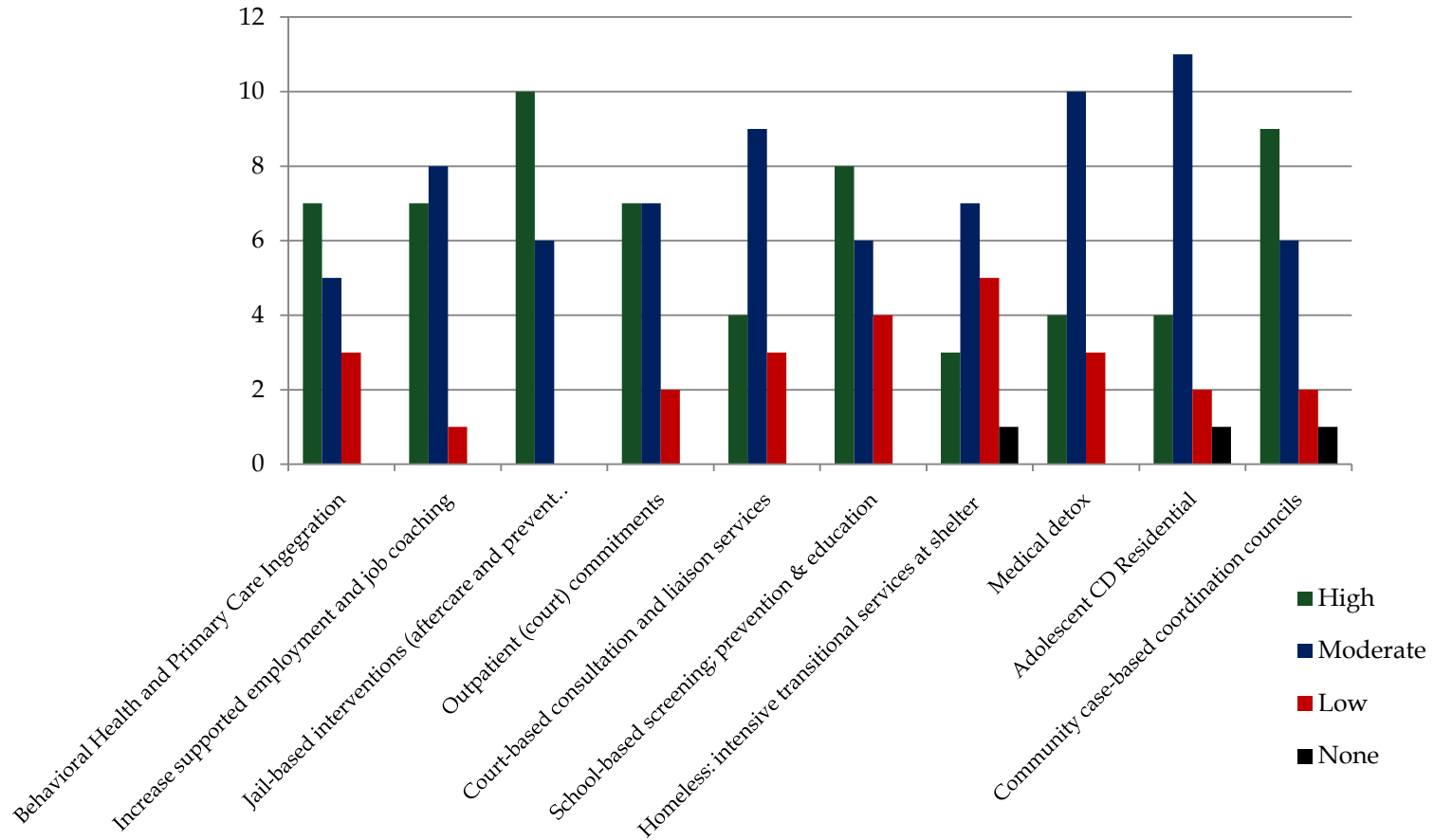
---

- ✓ seamless access
- ✓ to a range of services of such quantity and quality
- ✓ that will promote optimum outcomes
- ✓ to financially disenfranchised persons of all ages
- ✓ with major mental illnesses, emergent psychiatric conditions, and chemical dependency problems
- ✓ using efficient cost sharing, management, and clinical infrastructures
- ✓ that encourage choice and participation
- ✓ and support prevention, early intervention, advocacy, and follow-up
- ✓ while protecting individual rights and the public health and safety of the community.

**Collin County Behavioral Health Services Proposed Vision and Recommendations**

	<u>Number Responding</u>	<b>Recommend adopting vision without reservation</b>		<b>Recommend adopting vision with modifications</b>		<b>No, would not recommend adopting</b>	
		<u>Number</u>	<u>Percentage</u>	<u>Number</u>	<u>Percentage</u>	<u>Number</u>	<u>Percentage</u>
Proposed Collin County Behavioral Health Services Vision Statement	11	8	72.7%	2	18.2%	1	9.1%
	<u>Number of Responses</u>	<b>Strongly support recommendation</b>		<b>Generally support recommendation with comments</b>		<b>No, would not support recommendation</b>	
		<u>Number</u>	<u>Percentage</u>	<u>Number</u>	<u>Percentage</u>	<u>Number</u>	<u>Percentage</u>
Establish and support a full range of local behavioral health services consistent with the “recovery model.”	15	10	66.7%	4	26.7%	1	6.7%
Investigate the feasibility of a novel behavioral health services model for Collin County.	15	6	40.0%	7	46.7%	2	13.3%
Establish an ad hoc committee reporting to county government and key stakeholders, to produce a business plan to guide the public behavioral health services system in Collin County.	16	8	50.0%	7	43.8%	1	6.3%
Create mechanisms to engage local health care leaders and policy makers in cross-functional communications and planning.	16	9	56.3%	3	18.8%	4	25.0%
Incorporate within the existing Health Care Services department, a dedicated position for a Collin County Behavioral Health Services Director.	18	5	27.8%	9	50.0%	4	22.2%
Create and sustain a fact-based quarterly behavioral health services report to enable decision/policy makers to monitor key performance indicators in Collin County.	18	9	50.0%	7	38.9%	2	11.1%

# Public Hearing responses





# A Vision Statement and Six Recommendations

---

- Incorporate within the existing Health Care Services department, a dedicated position for a Collin County Behavioral Health Services Director.
- Establish an ad hoc committee reporting to county government and key stakeholders to produce a business plan to guide the public behavioral health services system in Collin County.
- Investigate the feasibility of a novel behavioral health services model for Collin County.
- Establish and support a full range of local behavioral health services consistent with the “recovery model.”
- Create and sustain a fact-based quarterly behavioral health services report to enable decision/policy makers to monitor key performance indicators in Collin County.
- Create mechanisms to engage local health care leaders and policy makers in cross-functional communications and planning.